

ON THE FIRST NON-TYPE LOCALITY RECORD  
OF THE RECENTLY DESCRIBED SUBSPECIES  
*DUVALIUS (BIHAROTRECHUS) DURMITORENSIS BULBOSUS*  
JANÁK, 2025 (COLEOPTERA: CARABIDAE: TRECHINAE)

SREČKO ČURČIĆ<sup>1\*</sup>, VUKAŠIN GOJŠINA<sup>1</sup>, NINA ČURČIĆ<sup>2</sup>, and NIKOLA VESOVIĆ<sup>1</sup>

<sup>1</sup> Institute of Zoology, University of Belgrade - Faculty of Biology, Studentski Trg 16, 11000 Belgrade, Serbia

E-mail\*: srecko@bio.bg.ac.rs (corresponding author)

<sup>2</sup> Geographical Institute "Jovan Cvijić", Serbian Academy of Sciences and Arts,  
Đure Jakšića 9, 11000 Belgrade, Serbia

## Abstract

The newly described endogean ground beetle subspecies, *Duvalius (Biharotrechus) durmitorensis bulbosus* Janák, 2025, was found for the first time outside its type locality, Bendovac Peak, Mt. Bjelasica, eastern Montenegro. Recently, specimens of this taxon were collected in the nearby Bracanovića Pećina Cave in the village of Lubnice, near the town of Berane, on the slopes of Mt. Bjelasica. Morphological analysis confirmed that adult specimens from both localities belong to the same subspecies and that there are no significant differences between them.

KEYWORDS: Ground beetles, trechine, endogean, cave, Montenegro

## Introduction

The Dinaric mountain range, which extends across Montenegro and several neighboring countries, represents an impressive global hotspot of beetle diversity (Polović, 2024). In Montenegro, the troglobitic and endogean ground beetle fauna is particularly rich and diverse (Pretner, 1977; Čurčić *et al.*, 2014; Hlaváč *et al.*, 2017; Čepčík, 2023). Nevertheless, the hypogean fauna of several trechine genera in Montenegro remains insufficiently studied. This is the case with *Duvalius* Delarouzée, 1859, one of the world's most diverse and species-rich trechine genera, distributed from the Mediterranean to northwestern China (Jeannel, 1928), but represented in Montenegro by only six species: *Duvalius (Biharotrechus) droveniki* Magrini, 1998 (Mt. Hajla), *D. (B.) durmitorensis* (Apfelbeck, 1904) (Mts. Durmitor, Ljubišnja and Bjelasica), *D. (B.) maglicensis* Winkler,

1933 (Mt. Maglič), *D. (B.) speiseri* (Ganglbauer, 1892) (Mts. Volujak and Bioč), *D. (Duvalius) sturanyi* (Apfelbeck, 1904) (Mts. Durmitor, Komovi and Prokletije, as well as the vicinity of Andrijevice), and *D. (Neoduvalius) gejadunayi* Lohaj, Čeplik & Lakota, 2013 (Pećina u Dubokom Potoku Cave near the town of Rožaje) (Hlaváč *et al.*, 2017; Janák, 2025).

## Materials and Methods

The species *D. (B.) durmitorensis* comprises two endogean subspecies, which inhabit high-altitude sites of the Dinarides in northern and eastern Montenegro: *D. (B.) durmitorensis durmitorensis* (Apfelbeck, 1904) from Mts. Durmitor and Ljubišnja, and *D. (B.) durmitorensis bulbosus* Janák, 2025 from Mt. Bjelasica (Apfelbeck, 1904; Jeannel, 1928; Janák, 2025).

The recently described trechine *D. (B.) durmitorensis bulbosus* has to date been recorded exclusively at its type locality – Bendovac Peak on Mt Bjelasica – first by Pavel Vonička in June 2003, and then by Jiří Janák in June 2022 (Janák, 2025). The quantity of material (two males and four females) collected during the initial sampling, along with its rediscovery nearly two decades later (Janák, 2025), indicates that the population of this taxon at the type locality is stable.

Two field trips conducted in 2023 by the Institute of Zoology, University of Belgrade - Faculty of Biology to the Bracanovića Pećina Cave (42°51'25.1" N, 19°45'36.6"E, 1,062 m a.s.l.) in the village of Lubnice, near the town of Berane, Mt. Bjelasica (eastern Montenegro), close to Bendovac Peak, resulted in the first discovery of the subspecies *D. (B.) durmitorensis bulbosus* outside its type locality.

The first expedition by biospeleologists from the Institute of Zoology in Belgrade to the Bracanovića Pećina Cave was organized on 28<sup>th</sup> June 2023. During this visit, pitfall traps with rotten meat as bait were placed in the cave, and the studied trechine was not found by manual search. On the second visit on 7<sup>th</sup> September 2023, one male and seven females of *D. (B.) durmitorensis bulbosus* were collected in the traps by Srećko Čurčić, Nikola Vesović, and Vukašin Gojšina, while hand searching was again unsuccessful. Specimens of this taxon were collected in the deepest part of the cave, on damp limestone walls with trickling water, in complete darkness. Interestingly, Pretner (1977) reported a *Duvalius* species from the same cave (a single female collected by pitfall trapping on 29<sup>th</sup> May 1968), which most likely represents the same taxon. The cave is 218 m long and has beautiful speleothems, fossil channels, a channel with water, and a small lake (Karaman, 2018). In addition to *D. (B.) durmitorensis bulbosus*, the cave is also inhabited by the following leptodirine leiodid beetle taxa: *Laneyriella andrijevicensis* (Jeannel, 1924), *Blattochaeta remyi* Jeannel, 1931, and *Anthroherpon taxi remyi* Jeannel, 1931 (Pretner, 1977; Polak & Jalžić, 2019; Čeplik *et al.*, 2021). The collected trechine specimens are deposited in the collection of the Institute of Zoology, University of Belgrade - Faculty of Biology, Belgrade, Serbia.

## Results and Discussion

The discovery of the trechine beetle in the Bracanovića Pećina Cave is not surprising, as the speleological site is geographically close (approximately 12 km) to Bendovac Peak, the type locality of *D. (B.) durmitorensis bulbosus* (Fig. 1). This is the easternmost record of the species *D. (B.) durmitorensis* and also its first record in a cave.

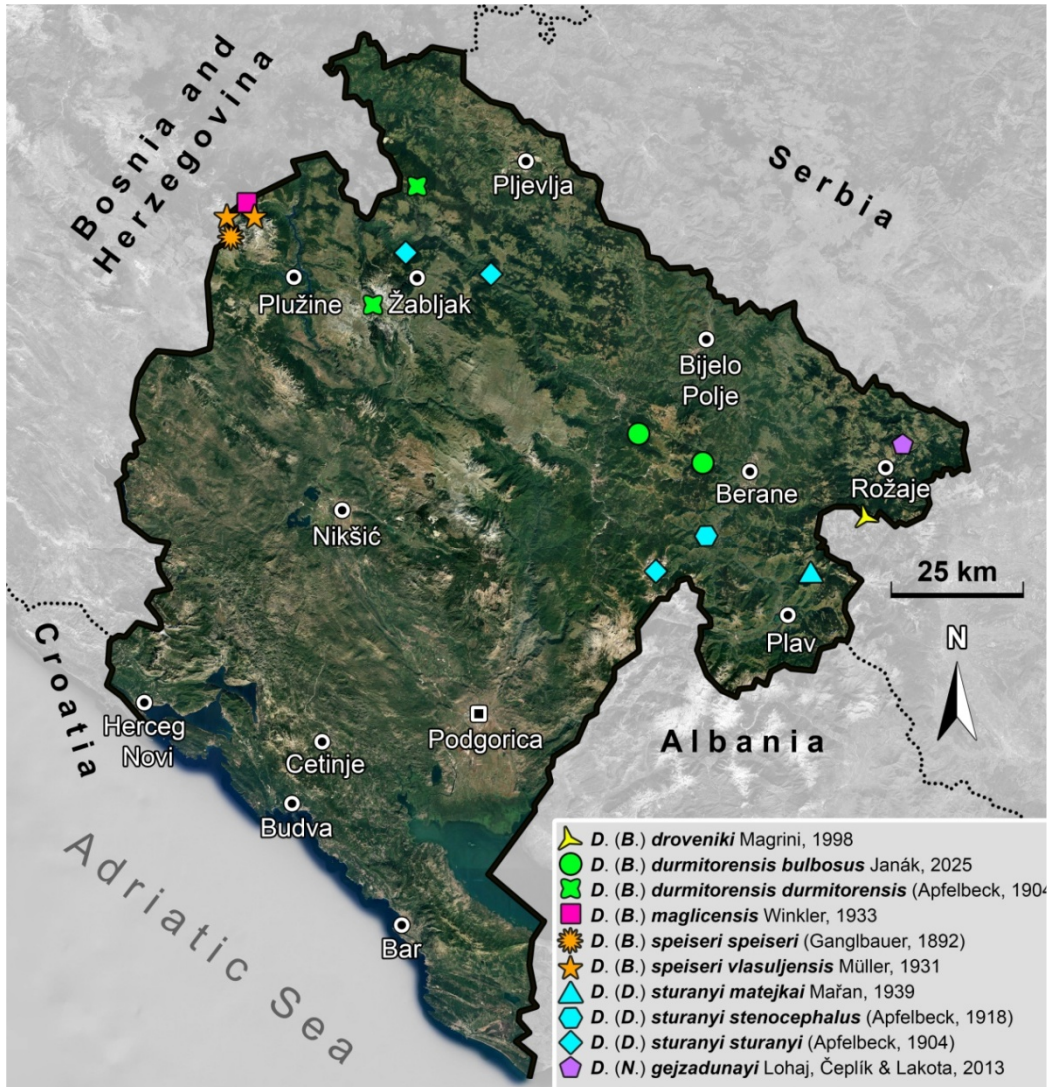


Figure 1. Distribution map of *Duvalius* taxa in Montenegro.

Morphological differences between the specimens from the two aforementioned sites are observed only in body length and aedeagus length. Specimens from the Bracanovića Pećina Cave (Figs. 2 and 3) are somewhat shorter (average body length 4.37 mm, range 4.21-4.58 mm) than those from Bendovac Peak (average body length 4.80 mm, range 4.60-5.05 mm) and have a slightly shorter aedeagus (0.89 mm vs. 0.90-0.95 mm) (Janák, 2025). The aedeagus and copulatory piece are identical; therefore, specimens from the two populations can be regarded as consubspecific.




Figure 2. Dorsal view of *Duvalius (Biharotrechus) durmitorensis bulbosus* Janák, 2025 from the Bracanovića Pećina Cave. A – male; B – female. Photo: N. Vesović.

We assume that the studied trechine ground beetle may also occur in other subterranean habitats and in the mesovoid shallow substratum (MSS) near the two localities from which *D. (B.) durmitorensis bulbosus* is currently known. Its occurrence in the surrounding area and its precise distribution will become clearer after systematic investigations in this part of the Dinaric Alps.



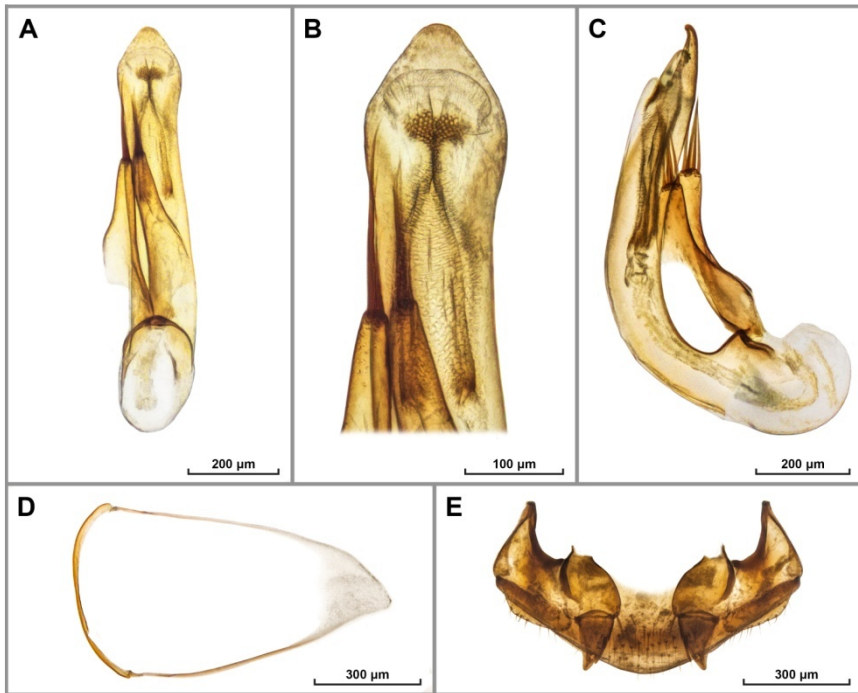


Figure 3. Morphology of selected structures of a male (A-D) and a female (E) of *Duvalius (Biharotrechus) durmitorensis bulbosus* Janák, 2025 from the Bracanovića Pećina Cave. A – aedeagus (dorsal view); B – copulatory piece (dorsal view); C – aedeagus (lateral view); D – abdominal sternite IX (urite) (dorsal view); E – gonocoxites IX and gonosubcoxites IX (dorsal view).

## Acknowledgments

This study was financially supported by the Ministry of Science, Technological Development and Innovation of the Republic of Serbia (Contract Nos. 451-03-137/2025-03/200178, 451-03-136/2025-03/200178, and 451-03-136/2025-03/200172) and by the Montenegrin Academy of Sciences and Arts (project “Biodiversity of Montenegro”). We would like to thank Academician Gordan Karaman (Montenegrin Academy of Sciences and Arts, Podgorica, Montenegro), who supported our research on the epigean and subterranean fauna of Montenegro. Last but not least, we are grateful to Dr. Maja Vrbica (Institute of Zoology, University of Belgrade - Faculty of Biology, Belgrade, Serbia) and Assoc. Prof. Dr. Borislav Guéorguiev (National Museum of Natural History, Bulgarian Academy of Sciences, Sofia, Bulgaria) for their useful suggestions, which contributed to the improvement of the manuscript.

## References

- Apfelbeck, V. (1904). *Die Käferfauna der Balkanhalbinsel, mit Berücksichtigung Klein-Asiens und der Insel Kreta. Bd. I. Caraboidea*. Berlin: R. Friedländer & Sohn. 1-422 pp.

- Čeplik, D. (2023). Supplementary data and taxonomic changes in the subterranean beetles of the Balkan Peninsula from July 1<sup>st</sup> 2016 to September 30<sup>th</sup> 2023. *Zootaxa*, 5383(4), 401-440.
- Čeplik, D., Lakota, J., & Čeplik, J. (2021). Two new species of the genus *Blattochaeta* Reitter, 1910 (Insecta, Coleoptera, Leioididae, Cholevinae, Leptodirini) from Montenegro. *Zootaxa*, 4969(1), 86-100.
- Ćurčić, B. P. M., Juberthie, C., & Decu, V. (2014). Montenegro. In Ćurčić, B. P. M. (Ed.), *Cave Fauna of Serbia, Montenegro, and Macedonia. Monographs*, Belgrade: Institute of Zoology, Faculty of Biology, University of Belgrade & Serbian Biological Society, 16, 49-94.
- Hlaváč, P., Perreau, M., & Čeplik, D. (2017). *The Subterranean Beetles of the Balkan Peninsula: Carabidae, Leioididae, Staphylinidae, Scarabaeidae, Bothriideridae, Zopheridae, Salpingidae, Brachyceridae, Curculionidae*. Prague: Czech University of Life Sciences, Faculty of Forestry and Wood Sciences.
- Janák, J. (2025). A new, well distinguishable subspecies of *Duvalius durmitorensis* (Apfelbeck, 1904) from Montenegro (Coleoptera: Carabidae: Trechinae) *Studies and Reports, Taxonomical Series*, 21(2), 349-359.
- Jeannel, R. (1928). Monographie des Trechinae. Morphologie comparée et distribution géographique d'un groupe de Coléoptères (troisième livraison). *L'Abeille*, 35, 1-808.
- Karaman, M. G. (2018). *Establishment of Natura 2000 Network in Montenegro. General Report on Cave Habitat Type*. Podgorica: Ministry of Sustainable Development and Tourism of the Republic of Montenegro, Environmental Protection Agency of Montenegro & AAM Consulting.
- Polak, S., & Jalžić, B. (2019). Revision of the genus *Bathyscidius* Jeannel, 1910 (Coleoptera: Leioididae: Cholevinae: Leptodirini), with a description of a new subgenus and three new species from Croatia and Montenegro. *Natura Croatica*, 28(2), 359-402.
- Polović, L. (2024). Biodiversity of Montenegrin caves. In Barovic, G. (Ed.), *Speleology of Montenegro*. Cham: Springer, 79-84.
- Pretner, E. (1977). Pregled podzemne faune koleoptera Crne Gore. *Glasnik Odjeljenja prirodnih nauka, Crnogorska akademija nauka i umjetnosti*, 2, 91-186.

О ПРВОМ НАЛАЗУ НЕДАВНО ОПИСАНЕ ПОДВРСТЕ  
*DUVALIUS (BIHAROTRECHUS) DURMITORENSIS BULBOSUS*  
JANÁK, 2025 (COLEOPTERA: CARABIDAE: TRECHINAE)  
ВАН ТИПСКОГ ЛОКАЛИТЕТА

СРЕЋКО ЂУРЧИЋ, ВУКАШИН ГОЈШИНА, НИНА ЂУРЧИЋ И НИКОЛА ВЕСОВИЋ

Извод

Новоописана ендегејска подврста трчуљка, трехина *Duvalius (Biharotrechus) durmitorensis bulbosus* Janák, 2025, први пут је пронађена ван свог типског локалитета (врх Бендовац, планина Бјеласица, источна Црна Гора). Примерци овог таксона су недавно сакупљени у оближњој Брацановића пећини у селу Лубнице, у околини Берана, на обронцима Бјеласице. Морфолошка анализа је потврдила да адултни примерци са оба локалитета припадају истој подврсти, као и да не постоје значајније разлике између њих.

Received: December 16th, 2025

Accepted: January 21st, 2026